

BMS GERİ DÖNÜŞÜM SANAYİ VE TİCARET ANONİM ŞİRKETİ

COOKIE POLICY

This cookie policy has been created to provide information about the use of cookies and the choices you can make about them as part of privacy, personal data protection and processing policies.

Your cookies, which are mandatory to fulfill the functions of the site, are collected on the www.bmsgeridonusum.com.tr website and other owned websites (hereinafter referred to as the "Site") operated by BMS GERİ DÖNÜŞÜM SANAYİ VE TİCARET ANONİM ŞİRKETİ (hereinafter referred to as "Data Controller").

During your stay on the site, cookies, also called "cookies", may be placed on your browser. You can continue to use Site products without changing your cookie settings.

What is a Cookie?

Cookies consist of simple text files placed on your browser by the websites you visit; It does not contain identity and other private information. Although cookies do not contain such personal information, session information and similar data can be stored anonymously and used for recognizing you and similar services.




















Cookie Types






- 1. Cookies by Retention Period:** If it is deleted by closing the browser or device, it is a session cookie; if it is not deleted, it is a permanent cookie.
 - Session Cookies
 - Permanent Cookies
- 2. Cookies by Purpose of Use:** The most general distinctions of cookies are as follows. The definitions of these cookies along with a much more detailed version are given in the table below.
 - Mandatory Cookies
 - functionality cookies
 - Performance-Analytical Cookies
 - Advertising/Marketing Cookies
- 3. Cookies by Party:** It is the distinction made according to the people who can access the cookies. By first party is meant the site owner; What is meant by the third party is anyone who accesses the cookie other than the site owner.
 - First Party Cookies
 - Third Party Cookies

What Type of Cookies Are We Using?

The cookies listed below are processed on our website, and also you can find the name of the cookie processed, the purpose of processing, the recipients and the storage period are listed below. If the information for the beginning of the retention period is sent by the user (For

example, form, button click, etc.), it will start from the transaction date. If cookies are collected instantaneously (for example, at what minute of the video you left on Youtube), the times will start to run from the date of the last visit to the site.

Cookie Name	Purpose of the Cookie	Cookie Type	Retention Period
User Input Cookies	It is a type of cookie produced by a user-filled form or a clicked button.	 First Party  Third Party	
Cookies Used for the Open Consent Management Platform	These are cookies that provide consent for situations subject to open consent. Banners and pop-ups used for cookie approval are examples of this.	 First Party  Third Party	
Analytics Cookies	These are cookies that compile statistical information about site traffic and visitors.	 First Party  Third Party	
Authentication Cookies	These are cookies that are filled to identify the person. Username and password are examples of this.	 First Party  Third Party	
User-Centered Security Cookies	These are cookies that increase security within a service requested by the user. For example, blocking successive login requests is an example of this.	 First Party  Third Party	
Multimedia Player Session Cookies	These are cookies that allow the multimedia player (video, audio, animation, etc.) to work.	 First Party  Third Party	
Load Balancing Session Cookies	These are cookies that aimed at eliminating problems caused by internet congestion	 First Party  Third Party	
User Interface Customization Cookies	These are cookies that try to improve the user experience by saving user preferences.	 First Party  Third Party	
Social Networking Plugin Content Sharing Cookies	These are cookies that allow the operation of modules that redirect to social networks. Like and share buttons added under blog posts are examples of this.	 First Party  Third Party	
Cookies Used for	These are cookies that ensure	 First Party	

the Security of the Website	security on the site. As an example, cookie that limits the number of devices accessing the account at the same time.	 Third Party	
Social Plugin Tracking Cookies	These are cookies that share personal data with third parties. Data processing will be possible only with explicit consent.	 First Party  Third Party	
Online Behavioral Advertising Cookies	These are cookies for financial record keeping, advertising partnership, click fraud detection, research and market analysis, product development, debugging, and advertising.	 First Party  Third Party	

How to manage or delete cookies?

The use of cookies allows the Website to serve better, but you can prevent the use of cookies if you wish. However, please note that in this case, the site may not function fully and you may not be able to benefit from all its features. To prevent the use of cookies, you need to change the settings of your internet browser. These changes vary depending on the device and internet browser you are using. Below is information on what steps should be followed to prevent the use of cookies on different internet browsers.

Internet Explorer <ol style="list-style-type: none"> 1. Open the desktop and tap or click the Internet Explorer icon on the taskbar. 2. Tap or click the Tools button and Internet options. 3. Tap or click the Privacy tab, then move the slider up under Settings and tap or click the OK button to block all cookies. 	Safari <ol style="list-style-type: none"> 1. Select Safari Preferences. 2. Click Privacy. 3. Click Website Data. 4. Select one or more websites, and then click Delete or Delete All. You can also delete all cookies left behind by the websites you visit through third party software.
Microsoft Edge <ol style="list-style-type: none"> 1. Click on the section with three dots in the upper right corner of your Microsoft Edge browser and go to the Settings section. 2. After selecting Select Items to Clean from the new window that appears, 	Opera <ol style="list-style-type: none"> 1. Go to the "Preferences" section of your browser. 2. By selecting the "Advanced" section. You can edit cookies in the Cookies section.

<p>select the sections you want to clean from the window that appears.</p> <p>3. There are many sections here. You can start the cleaning process by selecting the one you want.</p>	
<p>Google Chrome</p> <ol style="list-style-type: none"> 1. Open Chrome on your computer. 2. Click More Settings in the top right. 3. Click Advanced at the bottom. 4. Under "Privacy and security," click Content settings. 5. Click Cookies. 6. Under "All cookies and site data", search for the Website's name. 7. Click the "Remove" icon on the right of the site. 	<p>Mozilla Firefox</p> <ol style="list-style-type: none"> 1. Click the Firefox Menu button and select Options. 2. Select the Privacy & Security panel and go to the History section. 3. Change Firefox to use custom settings for history. 4. Click the "Show cookies..." button. The Cookies window will appear. 5. In the search field, type the name of the site whose cookies you want to delete. Cookies matching your search will be displayed. 6. Select the cookie(s) you want to delete and click the Delete selected button 7. Close the Cookies window by clicking the Close button. Then close the about:preferences page

You can visit the privacy notice on www.bmsgeridonusum.com.tr to get information about your personal data processes, excluding cookies.

Our Cookie Policy was edited and updated on 17.10.2023.